



World Organisation of Digestive Endoscopy

**Colorectal Screening Committee Meeting
May 1, 2010**

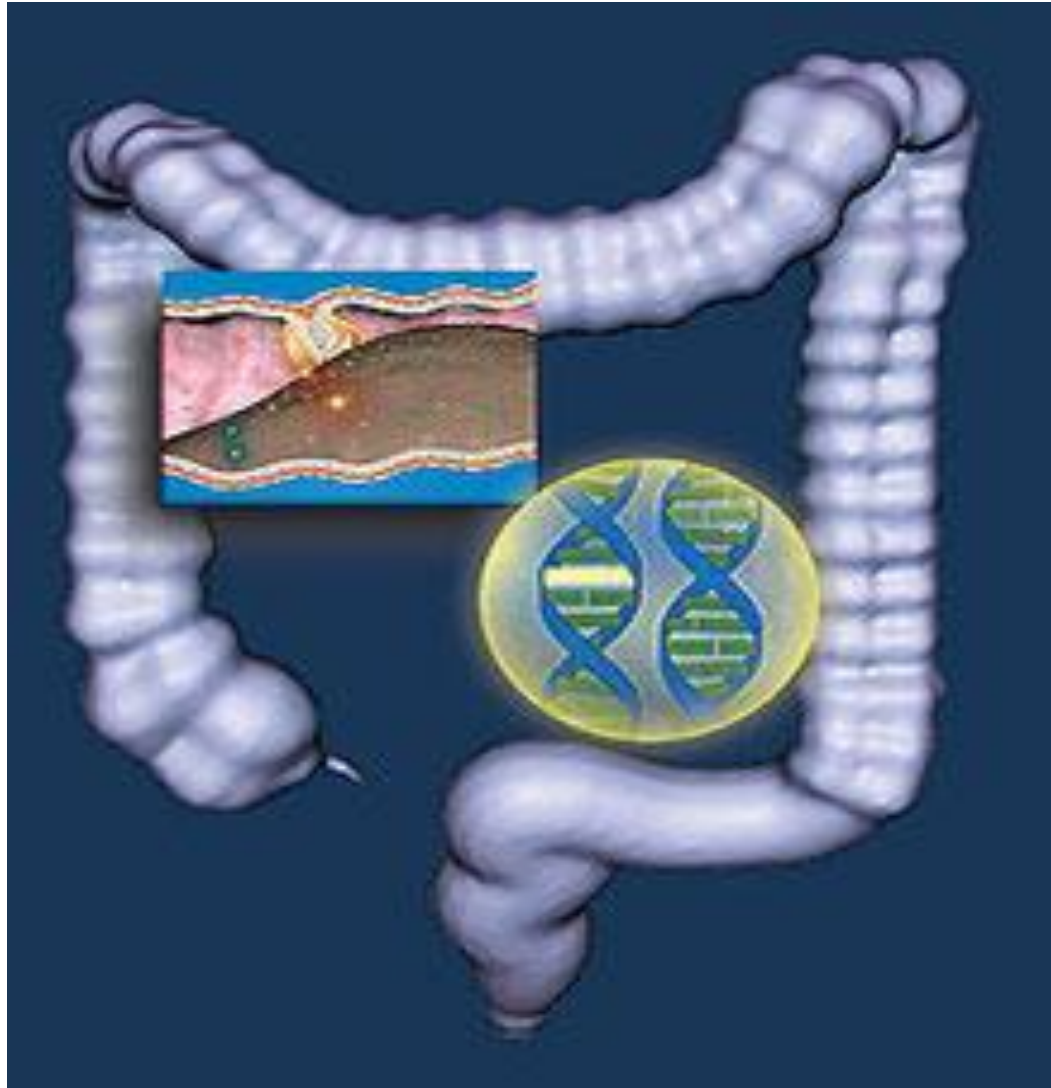
**Barry M. Berger, M.D., FCAP
Chief Medical Officer**

**Exact Sciences Corporation
Update**

Safe Harbor Statement

Certain matters contained in this presentation, other than historical information, consist of forward-looking statements made pursuant to the safe harbor provisions of the Private Securities Litigation Reform Act of 1995 relating to, among other things, our expectations concerning the timing of potential commercial and clinical milestones, the efficacy of our technology, our commercial and FDA regulatory strategy, our available cash and cash equivalents, and our business and financial outlook. These forward-looking statements are not guarantees of future performance and are subject to a variety of risks and uncertainties that could cause actual results to differ materially from the results contemplated thereby. Any forward-looking statements we make should be considered in light of the risks and uncertainties contained in our filings with the Securities and Exchange Commission, including but not limited to those contained in our most recent Form 10-K and subsequent Forms 10-Q. We incorporate herein the discussion of those factors. You are cautioned not to place undue reliance on these forward-looking statements, which speak only as of today. We undertake no obligation to update or revise the information provided herein, whether as the result of new information, future events or circumstances or otherwise.

Multi-target fecal CRC screening assay



Planned key product features

- Detects pre-cancers and cancer
- Non-invasive
- No bowel preparation
- No diet or medication restrictions
- Unlimited access
- Affordable



Biomarkers: Specific & Well-Characterized



DNA biomarkers

+

FIT fecal immunochemical test

Workflow - What is new?

- Simplified automation-friendly laboratory process
- Smaller stool specimen required
- Stabilization buffer included

Assay - What is new?

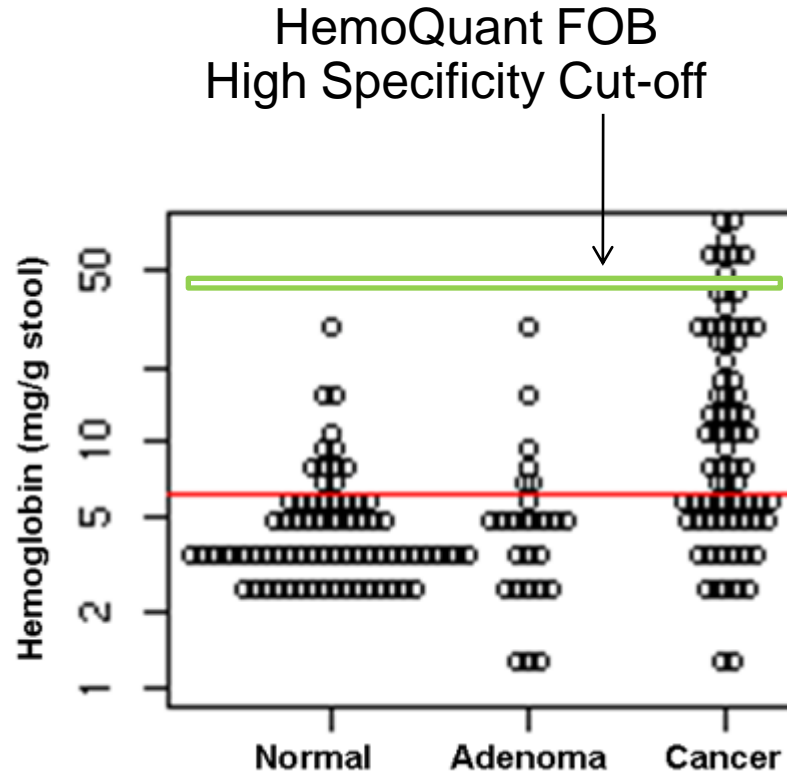
- Detection of cancer and pre-malignant lesions
 - Advanced adenoma
 - Serrated lesions
- 100 X more sensitive for rare abnormal DNA biomarkers than previous assays (1:10,000 detection)
- Multiple pathways targeted
 - Methylated DNA (vimentin)
 - DNA mutations
 - High specificity fecal occult blood immunoassay (hsFIT)

High sensitivity at 100% specificity – Vimentin in tissue

Solexa sequencing data on tumor/advanced adenoma tissues and normal colonic mucosa

	% Sensitivity		
	N	Vimentin	High Specificity FIT
Cancer	37	73	5 – 10
Advanced Adenoma	38	87	0
	% Specificity		
Normal	9	100	98 - 100

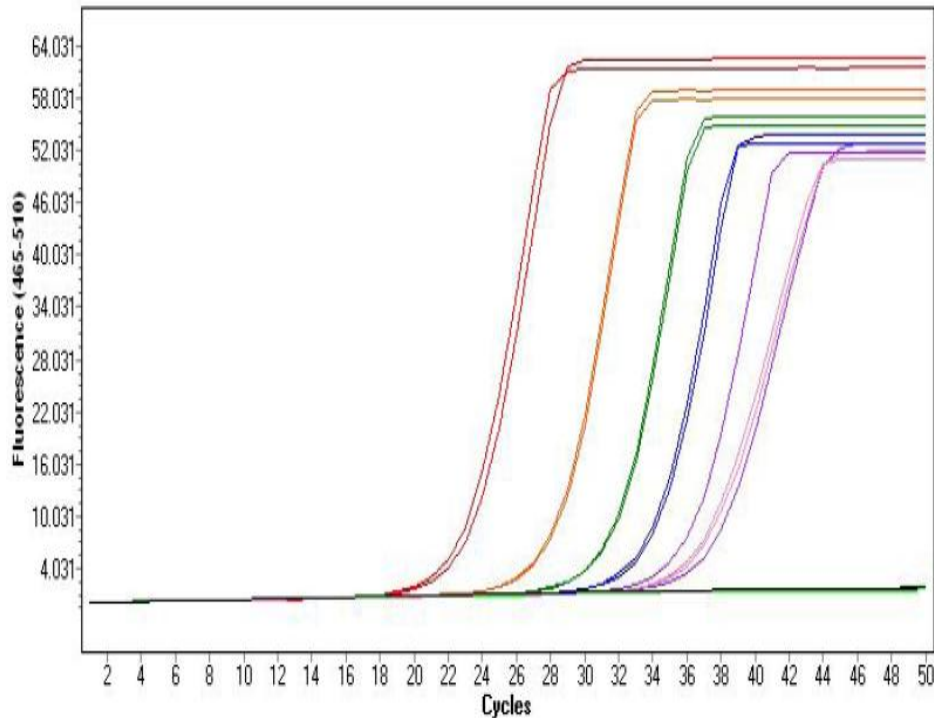
High Specificity FIT



Sensitive detection of sessile serrated lesions - Vimentin in stool

	% Sensitivity			
	N	Fecal Vimentin DNA	Hemmocult Sensa	Additive Sensitivity FOB Benefit
Sessile serrated adenoma greater than or equal to 1 cm	14	57	7	0
		% Specificity		
Control normal colonoscopies	14	95	95	NA

Significantly improved limit of detection



- Proprietary qInvader[®] (Hologic) technology improves sensitivity AND specificity
- Detects < 10 copies of mutant K-ras or methylated Vimentin
- Signal : Noise Ratio, Vimentin - 1 : 10,000

Goals: Exact Screening Study

- Collect data for FDA cleared product submission
- Achieve marketable performance
 - 85% sensitivity for cancer
 - 50% sensitivity for pre-cancer
 - 90% specificity
- Gain inclusion into screening guidelines
 - Colorectal cancer prevention
 - Early detection
- Publish results in in top-tier medical journal

Summary

- Significant cancer, pre-cancer, advanced adenoma and serrated lesion detection
- Highly sensitive stool DNA (sDNA) based technology
- Markers track multiple pathways - Highest sensitivity and specificity for CRC and pre-cancers
- Combined DNA target amplification and signal amplification (qInvader[®]) allow for high technical sensitivity (10 copies) and low signal : noise ratio (1:10,000)
- Clinical validation study will provide data to support claims in average risk screening population